



Pneumatic Shuttle Valve Fittings

Shuttle Valves

These shuttle valves automatically select the higher of two inlet pressures and direct that flow to the outlet.

Features

- Various porting options including push-to-connect fittings
- Space saving
- Long service life
- Low cracking pressure (less than 1 psi)
- Porting versatility - eliminates excess fitting requirements
- Made in USA



Part No. SV10N

| NITRA™ Pneumatic Union Check Valve Fittings | | | | |
|---|---------|---|---------------|--------------|
| Part No. | Price | Description | Parts Per Pkg | Weight (lbs) |
| SV10N | \$9.25 | NITRA pneumatic threaded fitting, shuttle valve, nickel-plated brass body, nickel-plated brass threads, (3) #10-32 female threaded connection(s). | 1 | 0.05 |
| SV18N | \$10.00 | NITRA pneumatic threaded fitting, shuttle valve, anodized aluminum body, nickel-plated brass threads, (3) 1/8in female NPT connection(s). | 1 | 0.10 |
| SV14 | \$16.00 | NITRA pneumatic threaded fitting, shuttle valve, anodized aluminum body, nickel-plated brass threads, (3) 1/4in push-to-connect tubing connection(s). | 1 | 0.15 |

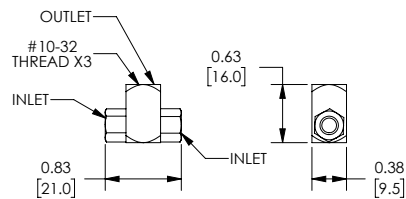


Part No. SV18N

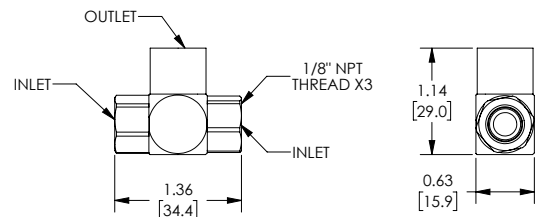
Dimensions inches [mm]



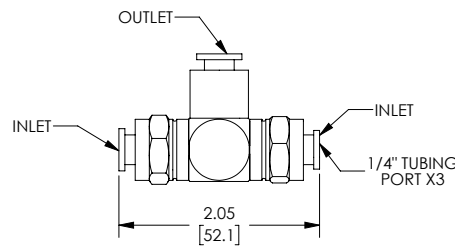
Part No. SV14



Part No. SV10N



Part No. SV18N



Part No. SV14

See our website www.AutomationDirect.com for complete Engineering drawings.