

Sensor Cables and Connectors

Cables with quick-disconnect plugs

- Industry standard axial and right-angle M8/M12 screw-lock connectors with open leads. The cables listed can be used with patch cables
- 2m, 3m, 5m, 7m, 10m and 15m cable lengths

- PVC (polyvinyl chloride) jacket for typical industrial applications
- PUR (polyurethane) jacket for oily and direct sunlight applications
- IP67 rated



CD08-0A-020-C1 and -A1 shown



CD08-0A-050-C1 and -A1 shown



CD12L-0B-020-A0 and -C0 shown



CD12M-0B-050-C1 and -A1 shown



7000-12221-2141000



7000-12241-2150500



7000-17041-2951000



7000-19041-7050500

M8 Quick-Disconnect Cables (Pico, Nano)						
Part Number	Price	Length	Poles	Connector	Jacket	Dimensions
M8 Quick-Disconnects						
CD08-0A-020-A1	\$8.25	2m (6.5 ft.)	3	Axial female	PVC	Figure 1
CD08-0A-020-C1	\$8.25	2m (6.5 ft.)	3	Right-angle female	PVC	Figure 2
CD08-0A-050-A1	\$10.50	5m (16.4 ft.)	3	Axial female	PVC	Figure 4
CD08-0C-050-A1	\$11.25	5m (16.4 ft.)	3	Axial female	PUR	Figure 3
CD08-0A-050-C1	\$10.50	5m (16.4 ft.)	3	Right-angle female	PVC	Figure 5
CD08-0C-050-C1	\$11.25	5m (16.4 ft.)	3	Right-angle female	PUR	Figure 5
CD08-0A-070-A1	\$13.00	7m (23 ft.)	3	Axial female	PVC	Figure 1
CD08-0A-070-C1	\$13.00	7m (23 ft.)	3	Right-angle female	PVC	Figure 2

M12 Quick-Disconnect Cables (Euro, Micro DC-Single Key)						
Part Number	Price	Length	Poles	Connector	Jacket	Dimensions
M12 Quick-Disconnects						
CD12M-0B-050-A1*	\$10.50	5m (16.4 ft)	3	Axial female	PVC	Figure 8
CD12M-0D-050-A1*	\$12.50	5m (16.4 ft)	3	Axial female	PUR	Figure 9
CD12M-0B-050-C1*	\$10.50	5m (16.4 ft)	3	Right-angle female	PVC	Figure 10
CD12M-0D-050-C1*	\$12.50	5m (16.4 ft)	3	Right-angle female	PUR	Figure 11
CD12L-0B-020-A0	\$8.25	2m (6.5 ft)	4	Axial female	PVC	Figure 6
CD12L-0B-020-C0	\$8.25	2m (6.5 ft)	4	Right-angle female	PVC	Figure 7
CD12M-0B-070-A1	\$13.00	7m (23 ft)	4	Axial female	PVC	Figure 6
CD12M-0B-070-C1	\$13.00	7m (23 ft)	4	Right-angle female	PVC	Figure 7
7000-12221-2141000	\$15.00	10m (32.8 ft)	4	Axial female	PVC	Figure 13
7000-12221-2141500	\$20.00	15m (49.2 ft)	4	Axial female	PVC	Figure 13
7000-12341-2141000	\$15.00	10m (32.8 ft)	4	Right-angle female	PVC	Figure 14
7000-12341-2141500	\$20.00	15m (49.2 ft)	4	Right-angle female	PVC	Figure 14
7000-12241-2150300	\$9.50	3m (9.8 ft)	5	Axial female	PVC	Figure 15
7000-12241-2150500	\$12.00	5m (16.4 ft)	5	Axial female	PVC	Figure 15
7000-12241-2151000	\$18.00	10m (32.8 ft)	5	Axial female	PVC	Figure 15
7000-12361-2150300	\$9.50	3m (9.8 ft)	5	Right-angle female	PVC	Figure 16
7000-12361-2150500	\$12.00	5m (16.4 ft)	5	Right-angle female	PVC	Figure 16
7000-12361-2151000	\$18.00	10m (32.8 ft)	5	Right-angle female	PVC	Figure 16
7000-17041-2950300	\$22.00	3m (9.8 ft)	8	Axial female	PUR	Figure 17
7000-17041-2950500	\$27.00	5m (16.4 ft)	8	Axial female	PUR	Figure 17
7000-17041-2951000	\$42.00	10m (32.8 ft)	8	Axial female	PUR	Figure 17
7000-17061-2950300	\$22.00	3m (9.8 ft)	8	Right-angle female	PUR	Figure 18
7000-17061-2950500	\$27.00	5m (16.4 ft)	8	Right-angle female	PUR	Figure 18
7000-17061-2951000	\$42.00	10m (32.8 ft)	8	Right-angle female	PUR	Figure 18
7000-19041-7050300	\$34.00	3m (9.8 ft)	12	Axial female	PUR	Figure 19
7000-19041-7050500	\$41.00	5m (16.4 ft)	12	Axial female	PUR	Figure 19
7000-19041-7051000	\$60.00	10m (32.8 ft)	12	Axial female	PUR	Figure 19
7000-19061-7050300	\$34.00	3m (9.8 ft)	12	Right-angle female	PUR	Figure 20
7000-19061-7050500	\$41.00	5m (16.4 ft)	12	Right-angle female	PUR	Figure 20
7000-19061-7051000	\$60.00	10m (32.8 ft)	12	Right-angle female	PUR	Figure 20

* Note: Do not use with sensors that require 4-pole cables.

Sensor Cables and Connectors

Shielded M12 Cables with quick-disconnect plugs

- Industry standard axial and right-angle M12 screw-lock connectors with open leads
- Braided shield located inside the cord jacket and connected to the coupling nut
- 5m and 10m cable lengths
- PUR (polyurethane) jacket for oily and direct sunlight applications
- IP67 rated



7000-17121-2941000




7000-17141-2940500

Shielded M12 Quick-Disconnect Cables (Euro, Micro DC-Single Key)						
Part Number	Price	Length	Poles	Connector	Jacket	Dimensions
M12 Quick-Disconnects (shielded)						
7000-13201-3310500	\$19.00	5m (16.4 ft)	4	Axial female	PUR	Figure 21
7000-13201-3311000	\$29.00	10m (32.8 ft)	4	Axial female	PUR	Figure 21
7000-13261-3310500	\$19.00	5m (16.4 ft)	4	Right-angle female	PUR	Figure 22
7000-13261-3311000	\$29.00	10m (32.8 ft)	4	Right-angle female	PUR	Figure 22
7000-13221-3490500	\$22.00	5m (16.4 ft)	5	Axial female	PUR	Figure 23
7000-13221-3491000	\$34.00	10m (32.8 ft)	5	Axial female	PUR	Figure 23
7000-13281-3490500	\$22.00	5m (16.4 ft)	5	Right-angle female	PUR	Figure 24
7000-13281-3491000	\$34.00	10m (32.8 ft)	5	Right-angle female	PUR	Figure 24
7000-17121-2940500	\$36.00	5m (16.4 ft)	8	Axial female	PUR	Figure 25
7000-17121-2941000	\$55.00	10m (32.8 ft)	8	Axial female	PUR	Figure 25
7000-17141-2940500	\$36.00	5m (16.4 ft)	8	Right-angle female	PUR	Figure 26
7000-17141-2941000	\$55.00	10m (32.8 ft)	8	Right-angle female	PUR	Figure 26

Cables with LED and quick-disconnect plugs

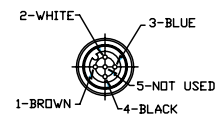
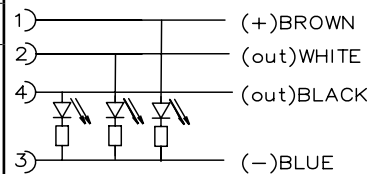
- Industry standard M12 right angle female plug with open leads
- These cables can be used with patch cables.
- 2m, 5m and 10m cable lengths
- PUR (polyurethane) jacket for oily and direct sunlight applications
- IP67 /IP68 / IP69K, II rated
- LED indication for 10-36 VDC PNP sensors only



M12 Quick-Disconnect Cables with LED Indicator (Euro, Micro DC-Single Key)							
Part Number	Price	Length	Poles	Connector	LED	Jacket	Dimensions
M12 Quick-Disconnects							
EVC178*	\$11.00	2m (6.5 ft)	4	Right-angle female	Yes	PUR	Figure 12
EVC179*	\$11.50	5m (16.4 ft)	4	Right-angle female	Yes	PUR	Figure 12
EVC180*	\$14.00	10m (32.8 ft)	4	Right-angle female	Yes	PUR	Figure 12

**Note: LED for 10 to 36 VDC PNP devices only.
Do not use with NPN or analog output devices.
Do not use when white wire (Pin 2) is used for selection of a sensor function.
Do not use when emitter has check function.*

LED Models' Wiring



Sensor Cables and Connectors

Cable Specifications					
Specification	M8		M12		
			CD Series		7000 Series (unshielded)
Length	2m (6.5 ft) / 7m (23 ft)	5m (16.4 ft)	2m (6.5 ft) / 7m (23 ft)	5m (16.4 ft)	3m (9.8 ft) / 5m (16.4 ft) / 10m (32.8 ft) / 15m (49.2 ft)
Nominal Voltage	50 VAC/75 VDC	60 VAC/VDC	250 VAC/VDC		30 VAC/VDC; 125 VAC/VDC; 250 VAC/VDC
Max Current	4A		4A		3/4 pin: 250 VAC/VDC, 4A 5 pin: 125 VAC/VDC, 4A 8 pin: 30 VAC/VDC, 2A 12 pin: 30 VAC/VDC, 1.5A
LED Current Loading	N/A				
Protection Degree	IP67	IP65 / IP68 / IP69K	IP67	PVC: IP68 PUR: IP68 / IP69K	IP67
Material Nut	Nickel plated brass				Nickel plated Zinc
Housing Material	Polyurethane (PUR) or Polyvinyl-chloride (PVC)				
Contacts Material	Gold plated Copper-Tin Alloy (CuSn)				Gold plated brass
Tightening Torque	0.5 Nm	≤ 0.4 Nm	0.5 Nm	≤ 0.4 Nm	0.6 Nm
Conductors Cross Section (AWG)	0.25 mm ² (24 AWG)	0.25 mm ² (24 AWG)	0.25 mm ² (24 AWG)	0.34 mm ² (22 AWG)	4 x 0.34 mm ² (4 x 22 AWG) 5 x 0.34 mm ² (5 x 22 AWG) 8 x 0.25 mm ² (8 x 24 AWG) 12 x 0.14 mm ² (12 x 26 AWG)
Ø Outer Cable	5mm	PVC: 4mm PUR: 4mm	5mm	PVC: 4.2 mm PUR: 4.3 mm	PVC: 5 - 5.2 mm PUR: 6.0 mm
Temperature Range	-25° to +80°C (-13° to 176°F)	-25° to 90°C (-13° to 194°F)	-25° to +80°C (-13° to 176°F)	PVC: -30° to 70°C (-22° to 158°F) PUR: -50° to 90°C (-58° to 194°F)	PVC: -25° to +70°C (-13° to 158°F) PUR: -25° to +85°C (-13° to 185°F)
Environmental	N/A	Halogen/Silicone free	N/A	Halogen/Silicone free	N/A
Function Display Power LED	N/A				
Switching Status LED	N/A				
Drag Chain (Roller Cable Tray) Suitability	Bending Radius	min. 10 x cable diameter			
	Bending Cycles	N/A			
	Travel Speed	N/A			
	Torsional Strain	N/A			
Agency Approvals	RoHS				RoHS (UL E325311 8/12 pole)

Sensor Cables and Connectors

Cable Specifications		
Specification	M12 7000 Series (shielded)	M12 with LED
Length	5m (16.4 ft) / 10m (32.8 ft)	2m (6.5 ft) / 5m (16.4 ft) / 10m (32.8 ft)
Nominal Voltage	30 VAC/VDC / 60 VAC/VDC	10 to 36 VDC
Max Current	2A / 4A	4A
LED Current Loading	N/A	10 V input Brown wire LED: 1.7 mA White and/or Black LED: 0.9 mA 36V input Brown wire LED: 7.3 mA White and/or Black LED: 4.7 mA
Protection Degree	IP67	IP67 / IP68 / IP69K
Material Nut	Nickel plated Zinc	Nickel plated Brass
Jacket Material	Polyurethane (PUR)	
Housing Material	Polyurethane (PUR)	
Contacts Material	Gold plated Brass	
Tightening Torque	0.6 Nm	0.6 to 1.5 Nm
Conductors Cross Section (AWG)	4 x 0.34 mm ² (4 x 22 AWG) 5 x 0.34 mm ² (5 x 22 AWG) 8 x 0.25 mm ² (8 x 24 AWG)	4 x 0.34 mm ² (4 x 22 AWG)
Ø Outer Cable	4/5 pole: 5.9 mm 8 pole: 7mm	5mm
Temperature Range	-25° to +80°C (-13° to 176°F)	-25° to +90°C (-13° to 194°F)
Function Display Power LED	N/A	Green
Switching Status LED	N/A	2 x Yellow
Drag Chain (Roller Cable Tray) Suitability	Bending Radius	min. 10 x cable diameter
	Bending Cycles	N/A
	Travel Speed	N/A
	Torsional Strain	N/A
Agency Approvals	RoHS	UL File E191684, RoHS

UL Reference	
Part Number	Mini-Series Female Cord Connectors Series M12, UL Catalog Number
EVC178	ADOAH043MSS0002H04
EVC179	ADOAH043MSS0005H04
EVC180	ADOAH043MSS0010H04
Note: Shown in UL file under Mini-series Female Cord Connectors using catalog number	

Sensor Cables and Connectors

Dimensions

mm [inches]

Figure 1

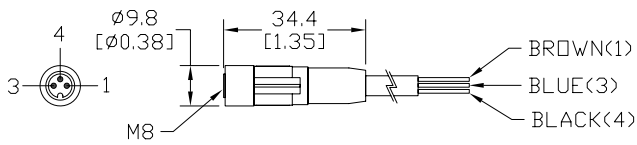


Figure 2

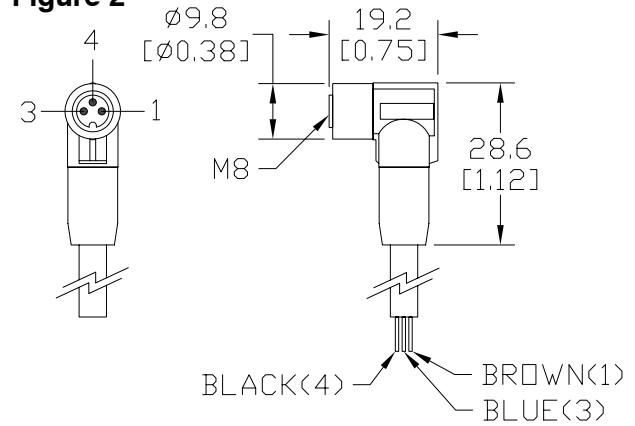


Figure 3

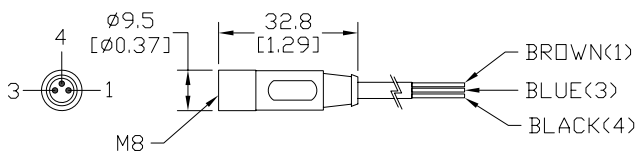


Figure 4

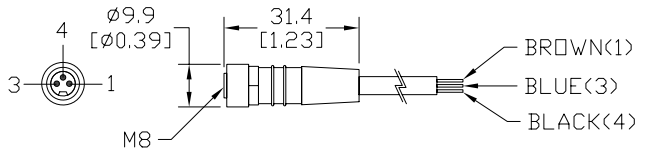


Figure 5

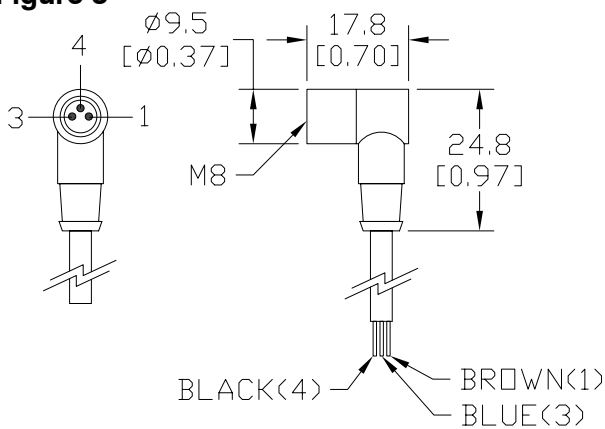


Figure 6

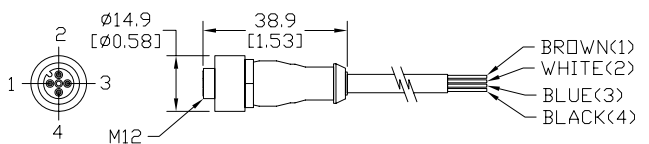


Figure 7

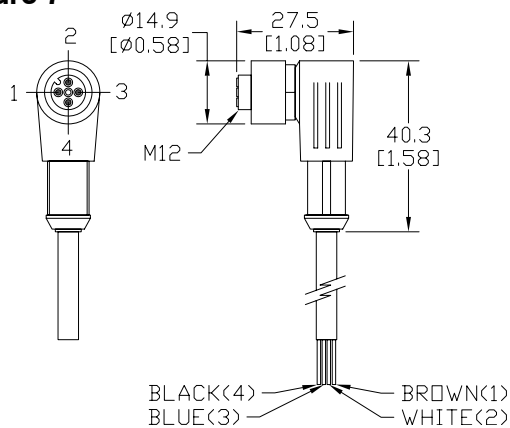
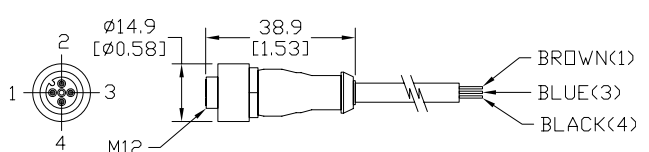


Figure 8



Sensor Cables and Connectors

Dimensions

mm [inches]

Figure 9

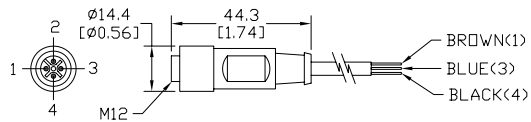


Figure 10

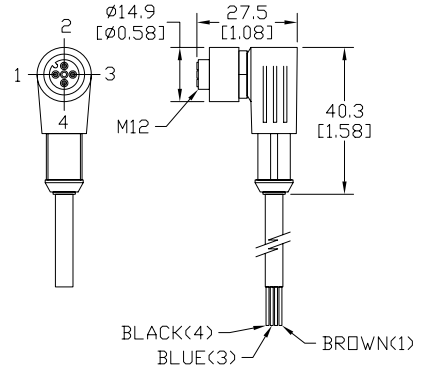


Figure 11

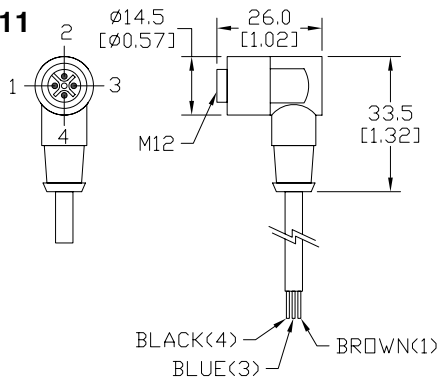


Figure 12

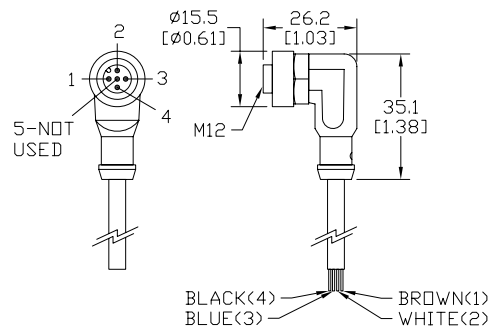


Figure 13

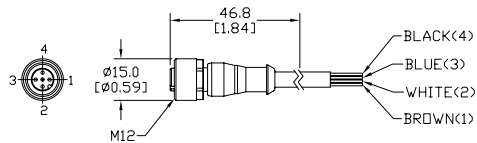


Figure 14

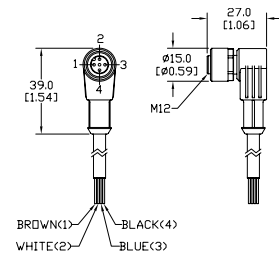


Figure 15

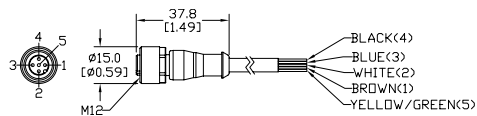
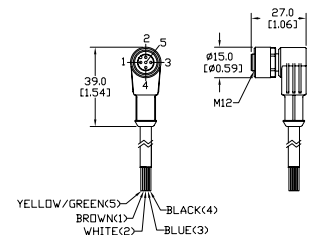


Figure 16



Sensor Cables and Connectors

Dimensions

mm [inches]

Figure 17

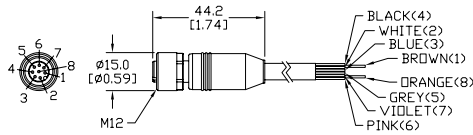


Figure 18

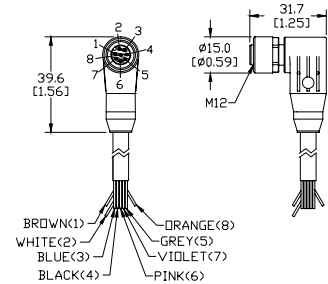


Figure 19

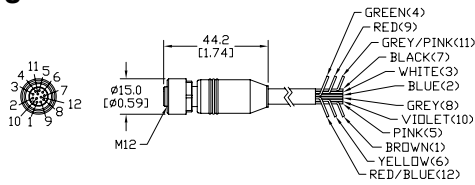


Figure 20

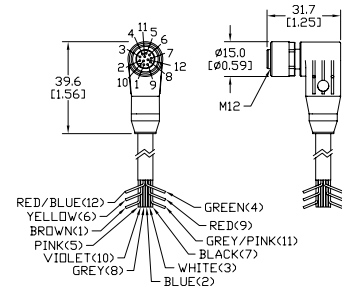


Figure 21

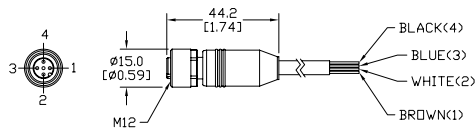


Figure 22

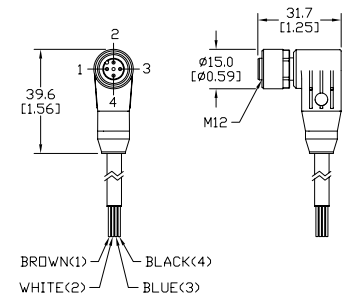


Figure 23

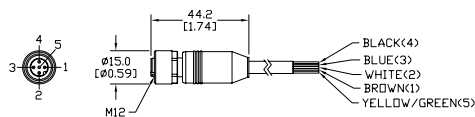


Figure 24

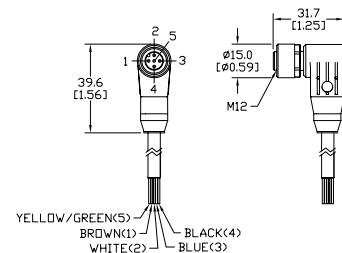


Figure 25

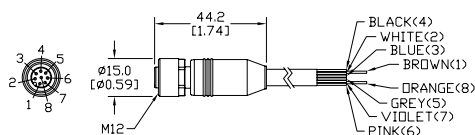
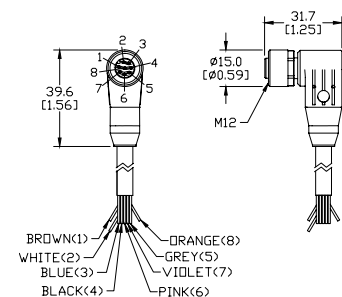


Figure 26



Sensor Cables and Connectors

Patch cables with quick-disconnect plugs on each end



Available patch cables include:

- Industry standard M8 and M12 screw-lock connectors
- One male and one female connector
- Axial and right-angle connector models
- 1m and 3m cable lengths
- PVC (polyvinyl chloride) jacket for typical industrial applications
- IP67 rated


M8 Patch Cables with Quick-Disconnect on Each End (Pico, Nano)						
Part Number	Price	Length	Poles	Connectors	Jacket	Dimensions
M8 Quick-Disconnect Patch Cables						
CDP08-0A-010-AA	\$8.25	1m (3.28 ft)	3	2 Axial - One male and one female connector	PVC	Figure 1
CDP08-0A-010-BB	\$8.25	1m (3.28 ft)	3	2 Right-angle - One male and one female connector	PVC	Figure 3
CDP08-0A-030-AA	\$10.00	3m (9.84 ft)	3	2 Axial - One male and one female connector	PVC	Figure 2
CDP08-0A-030-BB	\$8.25	3m (9.84 ft)	3	2 Right-angle - One male and one female connector	PVC	Figure 3

M12 Patch Cables with Quick-Disconnect on Each End (Euro, Micro DC-Single Key)						
Part Number	Price	Length	Poles	Connectors	Jacket	Dimensions
M12 Quick-Disconnect Patch Cables						
CDP12-0B-010-AA	\$8.25	1m (3.28 ft)	4	2 Axial - One male and one female connector	PVC	Figure 4
CDP12-0B-010-BB	\$8.25	1m (3.28 ft)	4	2 Right-angle - One male and one female connector	PVC	Figure 5
CDP12-0B-030-AA	\$8.25	3m (9.84 ft)	4	2 Axial - One male and one female connector	PVC	Figure 4
CDP12-0B-030-BB	\$10.00	3m (9.84 ft)	4	2 Right-angle - One male and one female connector	PVC	Figure 5
7000-40041-2150100	\$12.00	1m (3.28 ft)	5	2 Axial - One male and one female connector	PVC	Figure 7
7000-40041-2150300	\$15.00	3m (9.84 ft)	5	2 Axial - One male and one female connector	PVC	Figure 7

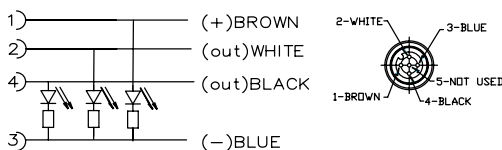
Patch Cables with LED

Available patch cables with LED include:

- Right-angle M12 female plug with LED indication on one end and axial male plug on the other end
- 0.3m, 0.6m, 1m, 2m, 5m, and 10m cable lengths
- PUR (polyurethane) jacket for oily and direct sunlight applications
- IP67 /IP68 / IP69K, II rated
- LED indication for 10 -36 VDC PNP sensors only



LED Models' Wiring



M12 Patch Cables with LED Indicator (Euro, Micro DC-Single Key)							
Part Number	Price	Length	Poles	Connectors	LED	Jacket	Dimensions
M12 Patch Cables							
EVC322*	\$11.00	0.3m (0.98 ft)	4	Right-angle female, axial male	Yes	PUR	Figure 6
EVC323*	\$12.00	0.6m (1.97 ft)	4	Right-angle female, axial male	Yes	PUR	Figure 6
EVC324*	\$12.50	1m (3.28 ft)	4	Right-angle female, axial male	Yes	PUR	Figure 6
EVC325*	\$14.50	2m (6.5 ft)	4	Right-angle female, axial male	Yes	PUR	Figure 6
EVC326*	\$17.00	5m (16.4 ft)	4	Right-angle female, axial male	Yes	PUR	Figure 6
EVC327*	\$21.50	10m (32.8 ft)	4	Right-angle female, axial male	Yes	PUR	Figure 6

***Note: LED for 10 to 36 VDC PNP devices only.
Do not use with NPN or analog output devices.
Do not use when white wire (Pin 2) is used for selection of a sensor function.
Do not use when emitter has check function.**

Sensor Cables and Connectors

Cable Specifications				
Specification	M8	M12	M12 with LED	
Length	1m (3.28 ft.) / 3m (9.84 ft.)		0.3m (0.98 ft) / 0.6m (1.97 ft) / 1m (3.28 ft) 2m (6.5 ft) / 5m (16.4 ft) / 10m (32.8 ft)	
Nominal Voltage	60 VAC/VDC	125 VAC/VDC 250 VAC/VDC	10 to 36 VDC	
Max Current	4A		4A	
LED Current Consumption	N/A		10V input Brown wire LED: 1.7 mA White and/or Black LED: 0.9 mA 36V input Brown wire LED: 7.3 mA White and/or Black LED: 4.7 mA	
Protection Degree	IEC IP67		IEC IP67/IP68/IP69K	
Material Nut	Nickel plated brass	Zinc pressure die casting surface (Ni4-6), Nickel plated brass	Nickel plated brass	
Jacket Material	PolyVinyl Chloride (PVC)		Polyurethane (PUR)	
Housing Material	Polyurethane (PUR)		Connector: Orange PUR, Socket: Black PUR	
Contacts Material	Copper-tin(CuSn) plated brass		Gold plated brass	
Conductors Cross Section (AWG)	0.34 mm ²		0.34 mm ² (22 AWG)	
Tightening Torque	0.5 Nm	0.6 Nm, 0.5 Nm	Plug: 0.6 to 1.5 Nm (take into account the maximum value of the counterpart) Socket: 0.6 to 1.5 Nm	
Ø Outer Cable	5mm	5.2 mm, 5mm	5mm	
Temperature Range	-25° to +70°C (-13° to 158°F)		-25° to +90°C (-13° to 194°F)	
Function Display LED	N/A		Green	
Switching Status LED	N/A		2 x Yellow	
Drag Chain (Roller Cable Tray) Suitability	Bending Radius	min. 10 x cable diameter		
	Bending Cycles	>5 million		
	Travel Speed	N/A	Max. 3.3 m/s for a horizontal travel length of 5 m and max. acceleration of 5 m/s ²	
	Torsional Strain	N/A	±180°/m	
Agency Approvals	RoHS		UL File E191684, RoHS	

UL Reference	
Part Number	Cable Assemblies Series M12, UL Catalog Number
EVC322	VDOAH043MSS00.3H04STGH040MSS
EVC323	VDOAH043MSS00.6H04STGH040MSS
EVC324	VDOAH043MSS0001H04STGH040MSS
EVC325	VDOAH043MSS0002H04STGH040MSS
EVC326	VDOAH043MSS0005H04STGH040MSS
EVC327	VDOAH043MSS0010H04STGH040MSS
Note: Shown in UL file under Cable Assemblies using catalog number	

Sensor Cables and Connectors

Dimensions mm [inches]

Figure 1

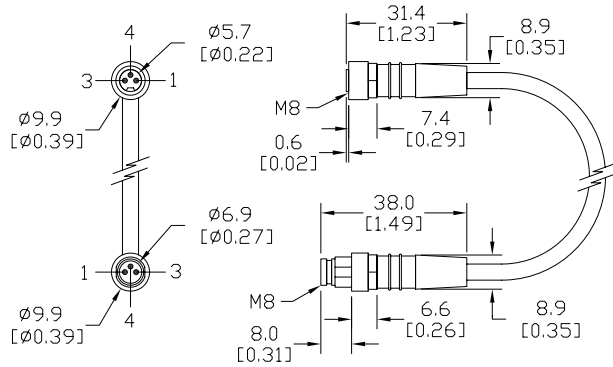


Figure 2

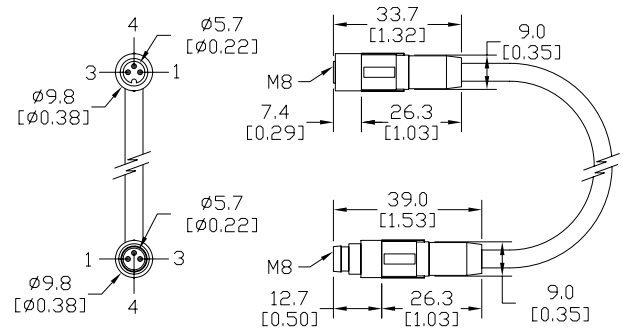


Figure 3

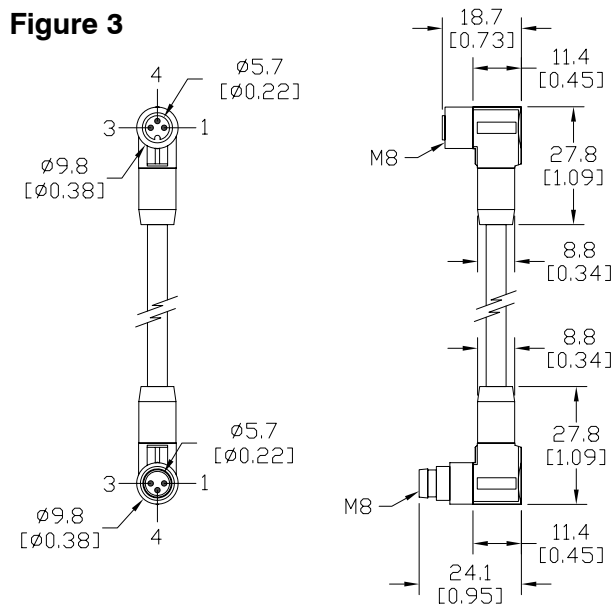


Figure 4

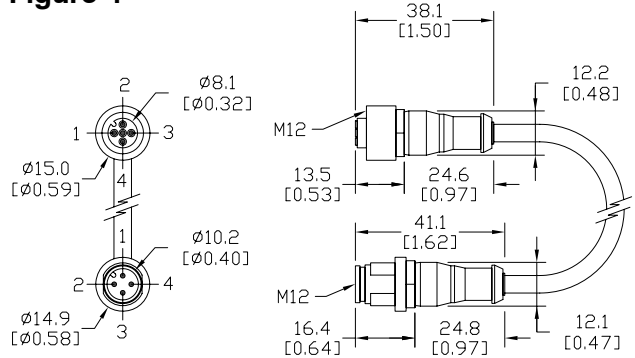


Figure 6

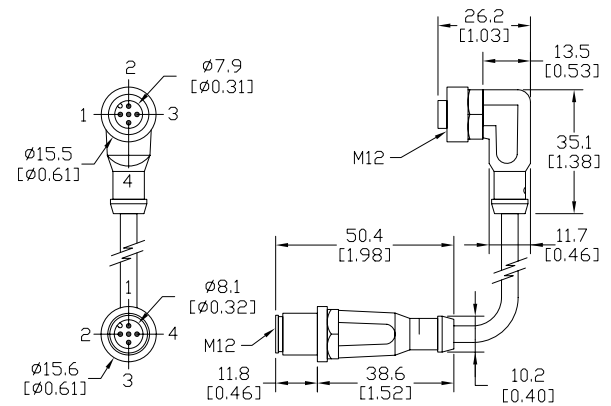


Figure 5

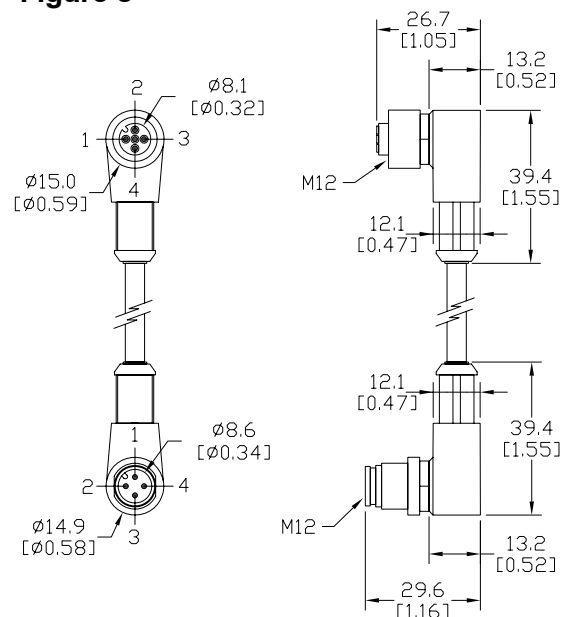
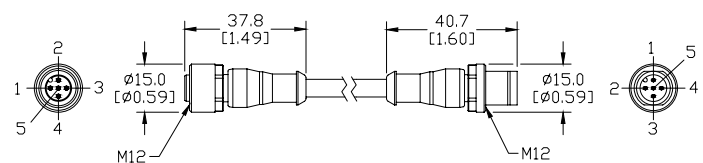



Figure 7



Sensor Cables and Connectors

Cables with quick-disconnect plugs for Sensor Models



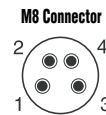
Do not use extension cables with the cables listed below. The physical pin configurations do not match.

Available cables include:

- Industry standard M8 screw-lock connectors
- Axial and right-angle connector models
- 2m, 5m and 10m cable lengths
- PVC (polyvinyl chloride) jacket for typical industrial applications
- IP68 rated

M8 Cables with Quick-Disconnect						
Part Number	Price	Length	Poles	Connectors	Jacket	Dimensions
M8 Quick-Disconnects						
CD08-0G-020-A1	\$8.75	2m (6.56 ft.)	4	Axial female	PVC	Figure 1
CD08-0W-020-C1	\$8.75	2m (6.56 ft.)	4	Right-angle female	PVC	Figure 2
CD08-0G-050-A1	\$10.50	5m (16.4 ft.)	4	Axial female	PVC	Figure 1
CD08-0W-050-C1	\$10.50	5m (16.4 ft.)	4	Right-angle female	PVC	Figure 2
CD08-0G-100-A1	\$13.25	10m (32.8 ft.)	4	Axial female	PVC	Figure 1
CD08-0W-100-C1	\$13.25	10m (32.8 ft.)	4	Right-angle female	PVC	Figure 2

Use these cables if the sensor pin configuration looks like the connector pin-out below.



Dimensions (mm)

Cable Specifications	M8
Length	2m (6.56 ft.) 5m (16.4 ft.) 10m (32.8 ft.)
Nominal Voltage	30VAC/30VDC
Nominal Current	4A
Protection Degree	IEC IP67
Contact Body Material	ABS
Housing Material	PUR
Contacts Material	CuSn
Conductors Section	0.25 mm ²
Ø Outer Cable	4.5 mm
Temperature Range	-5° to +70°C (23° to 158°F)

Figure 1

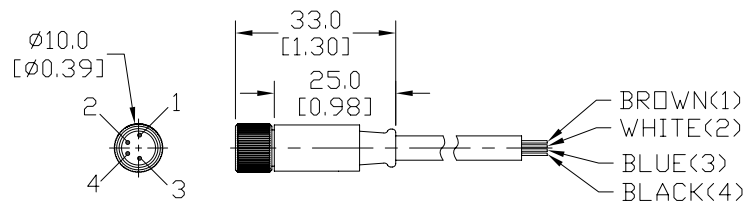
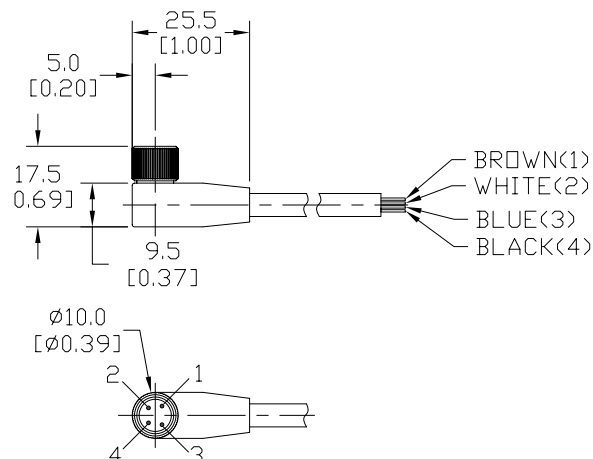


Figure 2



IP69K-rated M8 Sensor Cables

Cables with quick-disconnect plugs

- Industry standard axial and right-angle M8 connectors with open leads
- Available in 2m, 5m, and 10m cable lengths
- PVC (polyvinyl chloride) jacket for food and beverage industrial applications
- IP69K rating, suitable for food and beverage industrial applications
- 316L stainless steel coupling nut
- EPDM O-ring


M8 Quick-Disconnect Cables						
Part Number	Price	Length m (ft)	Poles	Connector	Jacket	Dimensions
EVT421	\$10.00	2 (6.56)	4	Axial female	Orange PVC	Figure 1
EVT422	\$13.00	5 (16.4)	4	Axial female	Orange PVC	Figure 1
EVT423	\$18.00	10 (32.81)	4	Axial female	Orange PVC	Figure 1
EVT424	\$10.00	2 (6.56)	4	Right-angle, female	Orange PVC	Figure 2
EVT425	\$13.00	5 (16.4)	4	Right-angle, female	Orange PVC	Figure 2
EVT426	\$18.00	10 (32.81)	4	Right-angle, female	Orange PVC	Figure 2



Patch cables with quick-disconnect plugs on each end

- Industry standard M8 screw-lock connectors
- One male and one female connector
- Axial and right-angle connector models
- 0.6 m, 1m, 2m, and 5m cable lengths
- PVC (polyvinyl chloride) jacket for food and beverage industrial applications
- IP69K rating, suitable for food and beverage industrial applications
- 316L stainless steel coupling nut
- EPDM O-ring

M8 Patch Cables with Quick-Disconnect on Each End (Euro, Micro DC-Single Key)						
Part Number	Price	Length m (ft)	Poles	Connectors	Jacket	Dimensions
EVT428	\$15.00	0.6 (1.97)	4	Axial female to axial male	Orange PVC	Figure 3
EVT429	\$16.00	1 (3.28)	4	Axial female to axial male	Orange PVC	Figure 3
EVT430	\$20.00	2 (6.56)	4	Axial female to axial male	Orange PVC	Figure 3
EVT431	\$23.00	5 (16.4)	4	Axial female to axial male	Orange PVC	Figure 3
EVT433	\$15.00	0.6 (1.97)	4	Axial male to right angle female	Orange PVC	Figure 4
EVT434	\$16.00	1 (3.28)	4	Axial male to right angle female	Orange PVC	Figure 4
EVT435	\$20.00	2 (6.56)	4	Axial male to right angle female	Orange PVC	Figure 4
EVT436	\$23.00	5 (16.4)	4	Axial male to right angle female	Orange PVC	Figure 4



IP69K-rated M8 Sensor Cables

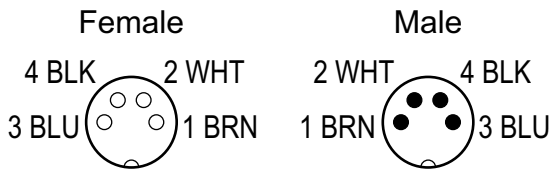
Cable Specifications	
Specification	M8
Nominal Voltage	50VAC / 60VDC
Max Current	3A
Protection Degree	IEC IP65 / IP67 / IP68 / IP69K
Material Nut	316L stainless steel
Jacket Material	Polyvinyl chloride (PVC)
Housing Material	Polyvinyl chloride (PVC)
Contacts Material	Gold plated
Tightening Torque	0.3 to 0.5 N·m
Conductors Cross Section (AWG)	22AWG
Ø Outer Cable	4.9 mm
Temperature Range	-25° to 80°C (-13° to 176°F)
Environmental	Silicone free
Bending Radius	Min. 10 x cable diameter
Agency Approvals	UL E191684

UL Reference	
Part Number	UL Catalog Number
EVT421	ADOGF040VAS0002E04
EVT422	ADOGF040VAS0005E04
EVT423	ADOGF040VAS0010E04
EVT424	ADOAF040VAS0002E04
EVT425	ADOAF040VAS0005E04
EVT426	ADOAF040VAS0010E04
EVT428	VDOGF040VAS00.6E04STGF040VAS
EVT429	VDOGF040VAS0001E04STGF040VAS
EVT430	VDOGF040VAS0002E04STGF040VAS
EVT431	VDOGF040VAS0005E04STGF040VAS
EVT433	VDOAF040VAS00.6E04STGF040VAS
EVT434	VDOAF040VAS0001E04STGF040VAS
EVT435	VDOAF040VAS0002E04STGF040VAS
EVT436	VDOAF040VAS0005E04STGF040VAS

Note: To obtain the most current agency approval information, see the Agency Approval Checklist section on the specific part number's web page.

M8 Cables Mounting Instructions

Socket Appearance

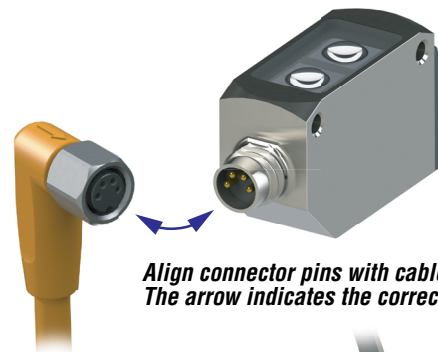



Wiring Diagrams

EVT421, EVT422, EVT423, EVT424, EVT425, EVT426





EVT428, EVT429, EVT430, EVT431, EVT433, EVT434, EVT435, EVT436



Align connector pins with cable socket. The arrow indicates the correct position.

For applications in harsh environments, tighten the coupling nut with a 9mm wrench to a torque range from 0.3 – 0.5 N·m.



To remove, press the connector against the sensor and loosen the coupling nut.

IP69K-rated M8 Sensor Cables

Dimensions

mm [inches]

Figure 1

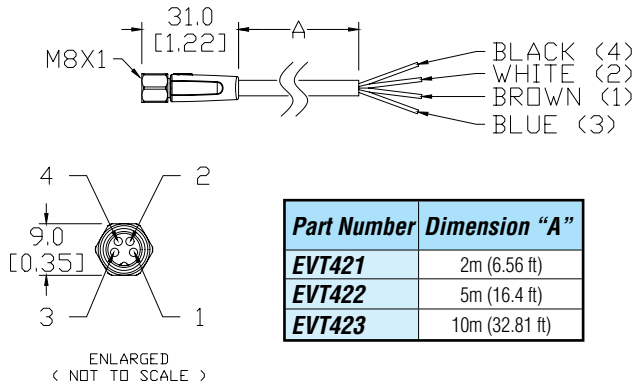


Figure 2

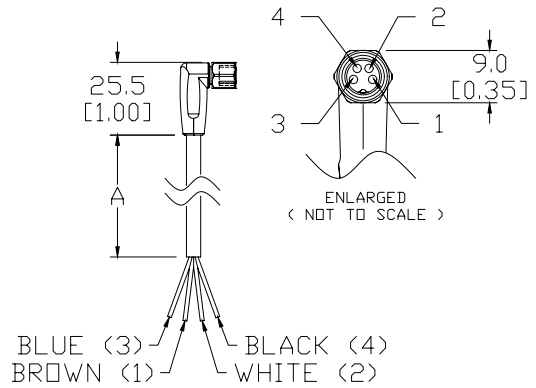


Figure 3

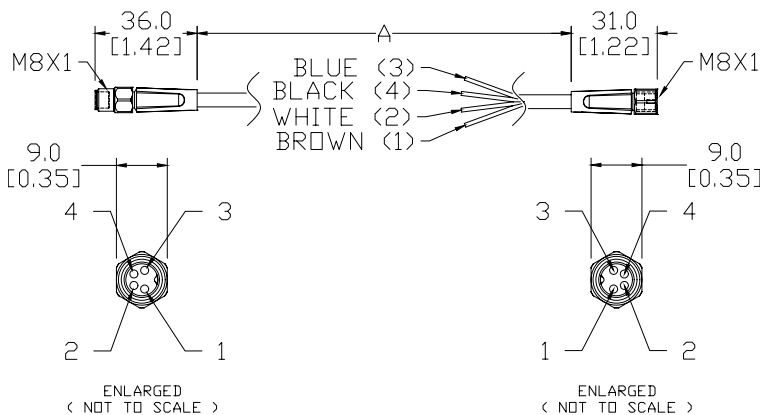
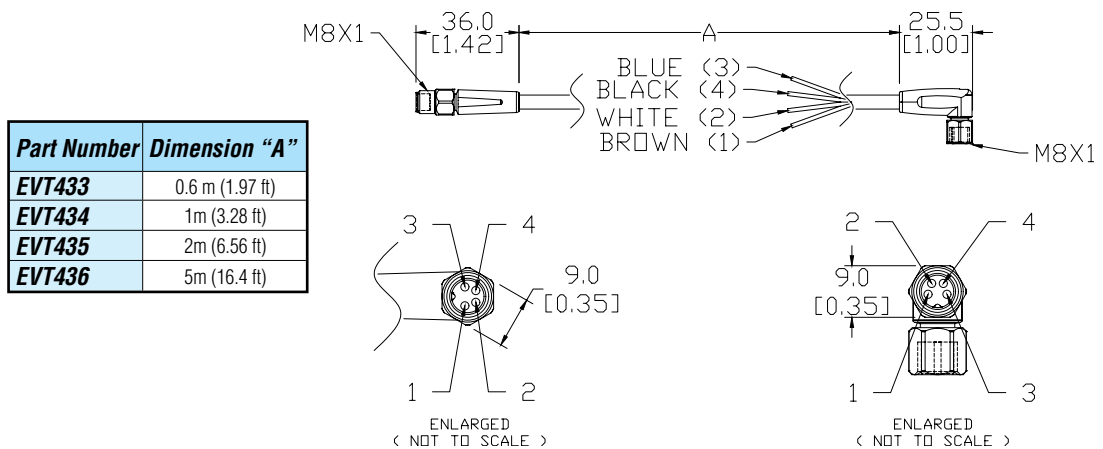



Figure 4



IP69K-rated M12 Sensor Cables

Cables with quick-disconnect plugs

- Industry standard axial and right-angle M12 or 1/2" micro connectors with open leads
- 5m and 10m cable lengths
- PVC (polyvinyl chloride) jacket for food and beverage industrial applications
- IP69K rated for food and beverage industrial applications
- 316L stainless steel coupling nut
- EPDM o-ring




M12 Quick-Disconnect Cables (Euro, Micro DC-Single Key)							
Part Number	Price	Length	Poles	Connector	LED	Jacket	Dimensions
M12 Quick-Disconnects							
EVT221	\$12.50	5m (16.4 ft)	4	Axial female	No	Orange PVC	Figure 4
EVT222	\$12.50	5m (16.4 ft)	4	Right-angle female	No	Orange PVC	Figure 1
EVT223	\$17.50	10m (32.8 ft)	4	Axial female	No	Orange PVC	Figure 4
EVT224	\$17.50	10m (32.8 ft)	4	Right-angle female	No	Orange PVC	Figure 1
Micro AC Volt 1/2 Inch - 20UNF Cables							
1/2" Quick-Disconnects							
E18446	\$21.50	5m (16.4 ft)	3	Axial female	No	Yellow PVC	Figure 6
E18447	\$26.50	5m (16.4 ft)	3	Right-angle female	No	Yellow PVC	Figure 5
E18448	\$21.50	10m (32.8 ft)	3	Axial female	No	Yellow PVC	Figure 6
E18449	\$26.50	10m (32.8 ft)	3	Right-angle female	No	Yellow PVC	Figure 5

Patch cables with quick-disconnect plugs on each end

- Available patch cables include:
- Industry standard M12 screw-lock connectors
 - One male and one female connector
 - Axial and right-angle connector models
 - 0.3m, 0.6m, 1m, 2m and 5m cable lengths
 - PVC (polyvinyl chloride) jacket for food and beverage industrial applications
 - IP69K rating, suitable for food and beverage industrial applications
 - 316L stainless steel coupling nut
 - EPDM o-ring

M12 Patch Cables with Quick-Disconnect on Each End (Euro, Micro DC-Single Key)						
Part Number	Price	Length	Poles	Connectors	Jacket	Dimensions
M12 Quick-Disconnect Patch Cables						
EVT225	\$15.50	0.3m (0.98 ft)	4	Axial female plug to axial male plug	Orange PVC	Figure 3
EVT226	\$16.50	0.3m (0.98 ft)	4	Right angle female plug to axial male plug	Orange PVC	Figure 2
EVT227	\$17.00	0.6m (1.97 ft)	4	Axial female plug to axial male plug	Orange PVC	Figure 3
EVT228	\$18.50	0.6m (1.97 ft)	4	Right angle female plug to axial male plug	Orange PVC	Figure 2
EVT229	\$21.00	1m (3.3 ft)	4	Axial female plug to axial male plug	Orange PVC	Figure 3
EVT230	\$15.50	1m (3.3 ft)	4	Right angle female plug to axial male plug	Orange PVC	Figure 2
EVT231	\$16.50	2m (6.6 ft)	4	Axial female plug to axial male plug	Orange PVC	Figure 3
EVT232	\$17.00	2m (6.6 ft)	4	Right angle female plug to axial male plug	Orange PVC	Figure 2
EVT233	\$18.50	5m (16.4 ft)	4	Axial female plug to axial male plug	Orange PVC	Figure 3
EVT234	\$21.00	5m (16.4 ft)	4	Right angle female plug to axial male plug	Orange PVC	Figure 2

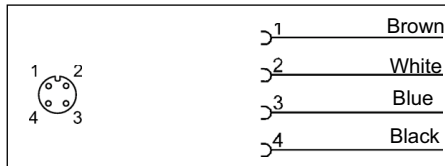


IP69K-rated M12 Sensor Cables

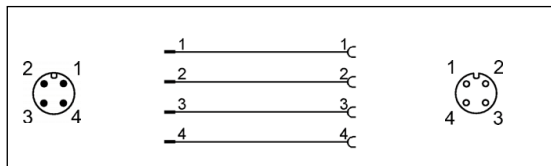
Cable Specifications		
Specification	M12	1/2"
Length	0.3m (0.98 ft), 0.6m (1.97 ft), 1m (3.3 ft), 2m (6.6 ft), 5m (16.4 ft), 10m (32.8 ft)	5m (16.4 ft), 10m (32.8 ft)
Nominal Voltage	250 VAC/300 VDC	300 VAC/VDC
Max Current	4A	4A
Protection Degree	IEC IP67 / IP68 / IP69K	IEC IP67 / IP68 / IP69K
Material Nut	316L Stainless steel	316L Stainless steel
Jacket Material	PolyVinyl Chloride (PVC)	PolyVinyl Chloride (PVC)
Housing Material	PolyVinyl Chloride (PVC)	PolyVinyl Chloride (PVC)
Contacts Material	Gold plated	Gold plated
Tightening Torque	0.6 to 1.5 Nm	
Conductors Cross Section (AWG)	22 AWG	22 AWG
Ø Outer Cable	4.9 mm	4.5 mm
Temperature Range	-25° to 100°C (-13° to 212°F)	-10° to 100°C (14° to 212°F)
Environmental	Halogen free, Silicone free	Halogen free, Silicone free
Bending Radius	min. 10 x cable diameter	
Agency Approvals	UL E191684	UL E177636

Wiring - M12 DC

EVT221, EVT222, EVT223, EVT224

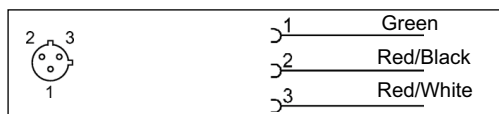


EVT225, EVT226, EVT227, EVT228, EVT229,
EVT230, EVT231, EVT232, EVT233, EVT234



Wiring - 1/2" Micro AC

E18446, E18447, E18448, E18449



UL Reference	
Part Number	UL Catalog Number
EVT221	AD0GH040VAS0005E04
EVT222	AD0AH040VAS0005E04
EVT223	AD0GH040VAS0010E04
EVT224	AD0AH040VAS0010E04
EVT225	VDOGH040VAS00.3E04STGH040VAS
EVT226	VDOAH040VAS00.3E04STGH040VAS
EVT227	VDOGH040VAS00.6E04STGH040VAS
EVT228	VDOAH040VAS00.6E04STGH040VAS
EVT229	VDOGH040VAS0001E04STGH040VAS
EVT230	VDOAH040VAS0001E04STGH040VAS
EVT231	VDOGH040VAS0002E04STGH040VAS
EVT232	VDOAH040VAS0002E04STGH040VAS
EVT233	VDOGH040VAS0005E04STGH040VAS
EVT234	VDOAH040VAS0005E04STGH040VAS

IP69K-rated M12 Sensor Cables

Dimensions

mm [inches]

Figure 1

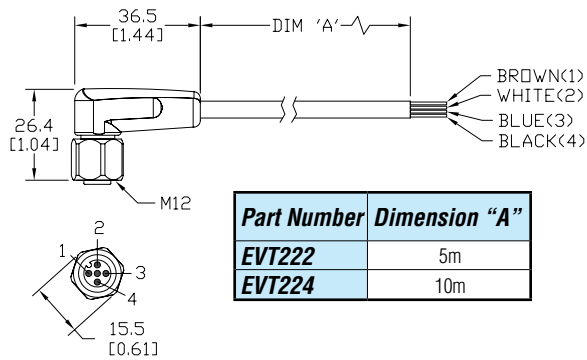


Figure 2

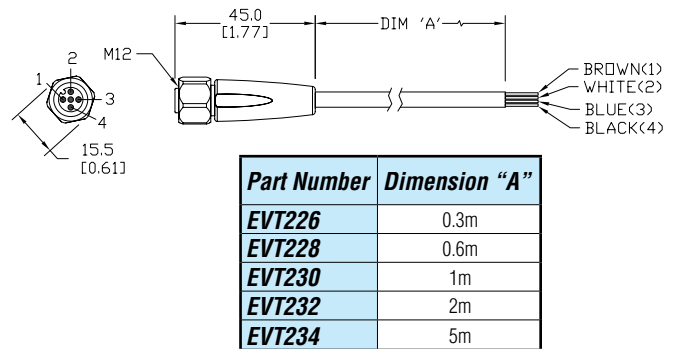


Figure 3

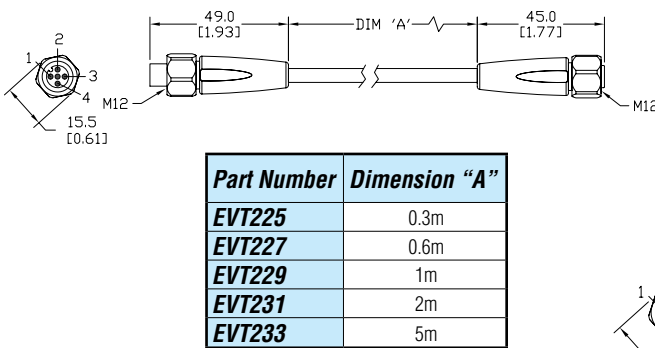


Figure 4

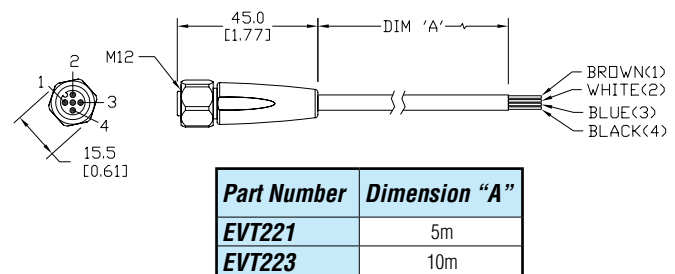


Figure 5

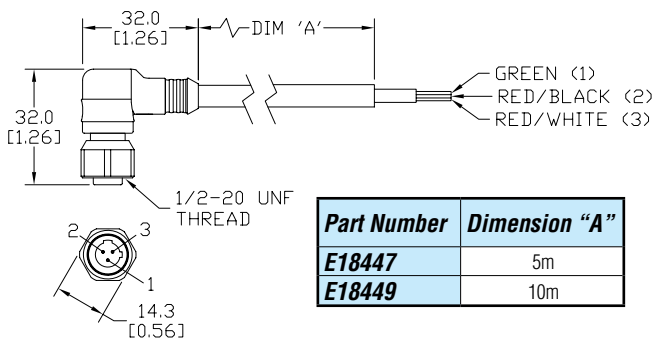


Figure 6

