

TL Series Contrast Sensors



Contrast Sensor

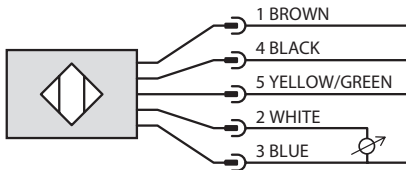
- Datalogic contrast print mark sensor
- RGB light emission
- Vertical or horizontal spot orientation
- 6-12mm sensing distance
- 10 to 30 VDC operating voltage
- Selectable light-on / dark-on
- NPN / PNP
- 0 – 5 VDC analog output models
- 15, 20, or 50kHz switching frequency
- Aluminum housing
- Teach-in sensitivity adjustment
- 5-pin M12 quick-disconnect with adjustable exit angle
- Purchase cable separately
- IP67



TL Series Contrast Sensors Selection Chart									
Part Number	Price	Sensing Range	Spot Orientation	Switching Frequency	Output State	Logic	Connection	Wiring	Dimensions
TL46-W-815	\$140.00	6-12 mm [0.2-0.5 in]	Vertical	15kHz	Selectable Light-on/Dark-on plus analog output 0-5 VDC	NPN / PNP	M12 connector	Diagram 1	Figure 1
TL46-W-815L	\$140.00		Horizontal						
TL46-WL-815	\$165.00		Vertical	20kHz	Selectable Light-on/Dark-on	PNP		Diagram 2	
TL46-WL-815L	\$165.00		Horizontal						
TL46-WJ-815	\$356.00		Vertical	50kHz	Selectable Light-on/Dark-on	PNP		Diagram 3	
TL46-WJ-815L	\$356.00		Horizontal						

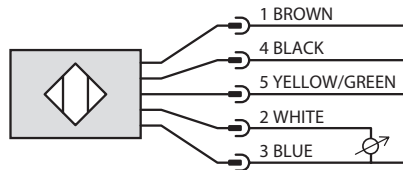
Wiring diagrams

Diagram 1



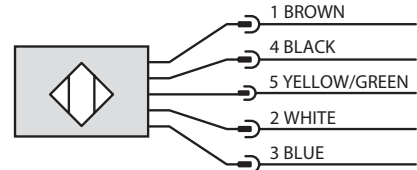
- Pin 1 – Supply Voltage
- Pin 4 – NPN/PNP Output
- Pin 5 – Delay Setting Input
- Pin 2 – Analog Output
- Pin 3 – 0 VDC

Diagram 2



- Pin 1 – Supply Voltage
- Pin 4 – NPN/PNP Output
- Pin 5 – Remote Acquisition
- Pin 2 – Analog Output
- Pin 3 – 0 VDC

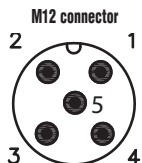
Diagram 3



- Pin 1 – Supply Voltage
- Pin 4 – PNP Output
- Pin 5 – Remote Acquisition
- Pin 2 – Light/Dark Input
- Pin 3 – 0 VDC

NOTE: WIRING OBJECTS ARE BASED ON AUTOMATIONDIRECT 5-POLE CABLE ASSEMBLIES.

Connectors

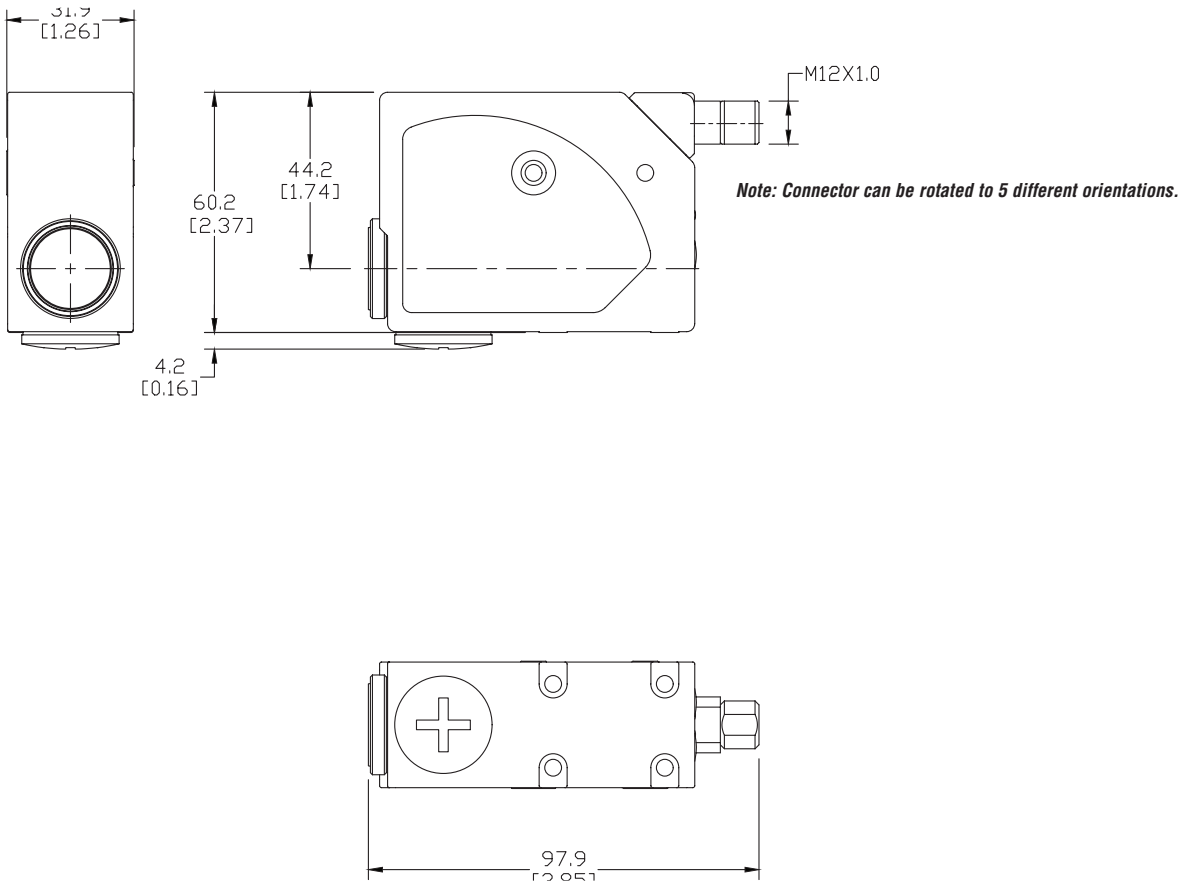


NOTE: CLASS 2 POWER SUPPLY REQUIRED

TL Series Contrast Sensors

Dimensions

mm [inch]

Figure 1

SEE OUR WEBSITE: WWW.AUTOMATIONDIRECT.COM FOR COMPLETE ENGINEERING DRAWINGS.

TL Series Contrast Sensors

Specifications			
TL Series	TL46-W	TL46-WL	TL46-WJ
Sensing Distance	6–12 mm [0.2–0.5 in]		
Spot Dimension	1.5 x 5 mm		0.8 x 4 mm
Spot Orientation	815 - Vertical and 815L - Horizontal		
Emission	RGB LEDs: Blue (465nm)/ Green (520nm)/Red (630nm) with automatic selection		
Sensitivity	Yes via teach-in button/remote signal		No
Output Type	NPN or PNP; Light On/Dark On selectable		PNP Light On/Dark On Selectable
Delay	0 – 20ms selectable via delay input		NA
Operating Voltage	10 – 30 VDC		
No-load Supply Current	≤ 50 mA	≤ 85 mA (bargraph on) ≤ 55 mA (bargraph off)	≤ 50 mA
Operating (Load) Current	≤ 100 mA		
Off-state (Leakage) Current	< 5 µA		
Voltage Drop	≤ 2 V		
Switching Frequency	15 kHz	20 kHz	50 kHz
Response Time	33 µs	25 µs	10 µs
Differential Travel	< 20 mV		
Jitter	< = 33 µs	< = 25 µs	< 7µs
Ripple	≤2 Vpp		
Time Delay Before Availability (tv)	N/A		
Reverse Polarity Protection	Yes		
Short-Circuit Protection	Yes		
Operating Temperature	-10–55 °C [14–131 °F]		
Protection Degree (DIN 40050)	IP67		
Indication/Switch Status	Output LED (yellow) / Ready LED (green)	Out LED (yellow) Ready LED (green) Delay and Keylock LED (orange) 5-segment Bar graph	Output LED (yellow) / Ready LED (green)
Housing Material	Aluminum		
Sensing Face Material	PMMA	Glass	PMMA
Shock	EN60068-2-27		
Vibration	EN60068-2-6		
Weight	170g (5.99 oz)		
Connectors	M12 5-pole connector		
Agency Approvals	CE cULus E227487		

Note: To obtain the most current agency approval information— see the Agency Approval Checklist section on the specific part number's web page.